

OVERLOOK WALK • WHAT'S NEW FOR YOU

AN ELEVATED AND EXPANSIVE PUBLIC PARK CONNECTING PIKE PLACE MARKET, THE SEATTLE AQUARIUM AND WATERFRONT PARK, WITH A TOTAL OF 50,000 SQUARE FEET, APPROXIMATELY THE SIZE OF 16 TENNIS COURTS

NEW PATHWAYS CONNECT THE WATERFRONT AND DOWNTOWN, BRIDGING A NEARLY

100-FOOT

VERTICAL GAP BETWEEN THE WATERFRONT AND PIKE PLACE MARKET WITHOUT NEEDING TO CROSS THE STREET

IMPROVED ACCESSIBLE ROUTES

with clear access to street crossings, elevators and pedestrian paths




360-DEGREE VIEWS

to take in Elliott Bay, the Olympics, Mount Rainier and downtown Seattle




300 LIGHTS

for visible pathways and to accent the landscaping



A GLASS CANOPY

to protect from the elements, furnished with tables and chairs during busier months



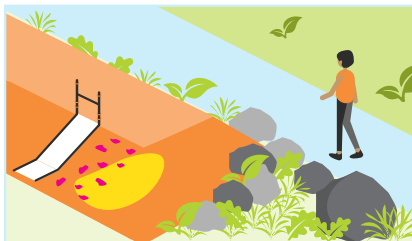
29 BOULDERS

to enhance the natural landscape



A CONCESSIONAIRE SPACE

for food and beverage options year-round



PERMANENT PLAY FEATURES

including 2 slides and climbing wall

OVER 9,000 NATIVE PLANTS AND 75 TREES

The vegetation will change as you move from one elevation to another, reflecting the natural environment, from grasses to shrubs to ferns and other understory plants.




TWO NEW PERMANENT ART INSTALLATIONS

Scan the QR code for more information on the artworks at Overlook Walk by **Ann Hamilton** and the **MTK Matriarchs**

STAIRS GRACEFULLY SLOPED

with multiple rest stops at benches and landings



WATERFRONTSEATTLE.ORG

To learn more about the unique design and features at Overlook Walk visit our website.



WaterfrontSEA



Waterfrontsea



WaterfrontSeattle



OVERLOOK WALK



HOW WE BUILT IT

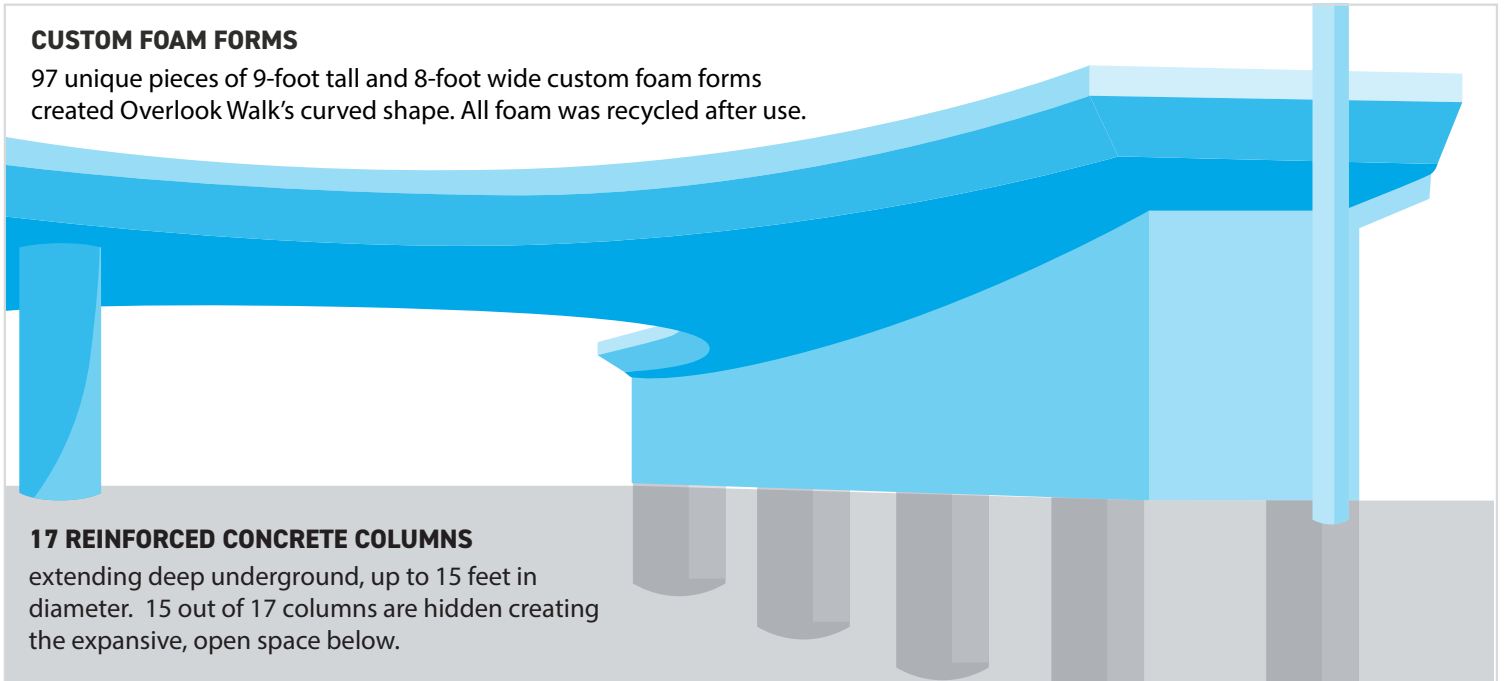
29 PRECAST GIRDERS

as long as 65 feet and weighing up to 105,000 lbs, that's 35 pickup trucks, support the Bluff Walk connection.



CUSTOM FOAM FORMS

97 unique pieces of 9-foot tall and 8-foot wide custom foam forms created Overlook Walk's curved shape. All foam was recycled after use.



17 REINFORCED CONCRETE COLUMNS

extending deep underground, up to 15 feet in diameter. 15 out of 17 columns are hidden creating the expansive, open space below.

168,000 FEET OF POST TENSION STEEL STRANDS

that's 31.8 miles, or 467 football fields in length.



OVER 26,500,000 LBS OF CONCRETE USED

that is equal to 2,200 adult male orcas.



HUNDREDS OF PREVAILING WAGE CONSTRUCTION JOBS WERE CREATED



\$2.9M



in wages into economically distressed communities.



WATERFRONTSEATTLE.ORG

To learn more about the unique design and features at Overlook Walk visit our website.



WaterfrontSEA



Waterfrontsea



WaterfrontSeattle

